



Requirement checklist to obtain a building permit for a:

RESIDENTIAL DECK

Building Permit is required when attached to existing structure **AND/OR** over 30" high at any point around the perimeter, measured from ground to top of finished floor.

- Completed two-page application (must be legible and signed) [2 COPIES]
 - Land Use Permit (signed/approved by the Municipality) [2 COPIES]
 - Site Plan (include all existing structures, proposed structure, and their distances to all lot lines) [2 COPIES]
 - Deck plan / drawings detailing the deck construction [2 SETS]
 - To assist find attached in this Packet a Deck Detail Worksheet.
 - Copy of Contractors Certificate of Insurance for Workers Compensation
OR
If doing the work yourself submit Workers Compensation Insurance Coverage Waiver [refer to the attached document].
 - Driving directions from a known landmark or intersection
-
- ✓ After submitting all required documents your application will be reviewed.
 - ✓ PMCA will contact you to let you know if your application has been approved or denied.
 - ✓ When the project is approved you will be notified the Building Permit is ready. Prior to obtaining the building permit all charges (i.e. administrative, inspections fees) must be paid.
 - ✓ Be advised additional fees may be applied, throughout the project, for failed or missed inspections.

If more detailed guidance on deck construction would be helpful – please ask our staff for the:

2015 IRC Wood Deck Construction Guide (44 pages).



Chambersburg Office: 380 Wayne Ave. Chambersburg, PA 17201 **Phone:** 717 496-4996
Bedford Office: 125 S. Richard Street, Suite 102, Bedford, PA 15522 **Phone:** 814 310-2326
Somerset Office: 318 Georgian Place, Somerset, PA 15501 **Phone:** 814 444-6112
Adams Office: 1895B York Road, Gettysburg, PA 17325 **Phone:** 717 321-9046
Email: pmca@pacodealliance.com **Website:** https://pacodealliance.com/

APPLICATION FOR BUILDING PERMIT / USE CERTIFICATE

Please print legibly – failure to do so may result in a denial, delay or rejection of this application.

Permit Application No. _____

1. PROPERTY / SITE INFORMATION

Site Address: _____ Tax Map / Parcel No.: _____
 Complete Address / Street / Lot #

City _____ State _____ Zip _____

Municipality: _____ County: _____ Land Use Permit No. _____

Use: Residential Single-Family Dwelling / Duplex Multi Family New / Relocated Manufactured Home Modular
 Commercial Other _____ Floodplain present: Yes No

Improvement Type: New Addition Alteration Repair/Replacement Relocation Other _____

2. LAND / PROPERTY OWNER'S INFORMATION (Complete Section 5 for Contractor's Info)

First Name _____ Mi. _____ Last Name _____ Phone No: _____ Cell No.: _____

Street Address _____ City _____ State _____ Zip _____ Email: _____

3. BUILDING / STRUCTURE OWNER'S INFORMATION [If Different From Above]

First Name _____ Mi. _____ Last Name _____ Phone No: _____ Cell No.: _____

Street Address _____ City _____ State _____ Zip _____ Email: _____

4. BUILDING PERMIT APPLICATION

Provide below description of Work: (Also provide details on plot plan: Show all improvements on lot & approx. distances to lot lines)

Total Lot Area: _____ Acres/Sq. Ft. ESTIMATED COST OF CONSTRUCTION: \$ _____

ICC Use Group: _____ ICC Construction Type: _____

ESTIMATED START DATE: ____/____/____ ESTIMATED COMPLETION DATE: ____/____/____

5. CONTRACTOR INFORMATION

Business Name: _____ Phone No: _____

Contractor Street Address _____ City _____ State _____ Zip _____

Person in Charge of Work: _____ Phone No.: _____

Email: _____ Cell No.: _____

Workman's Compensation Insurance: Provided On Record Exempt PA Home Improvement Contr. Reg. # _____

▶▶ THIS SECTION MUST BE FULLY COMPLETED OR THE APPLICATION MAY BE REJECTED AS INCOMPLETE ◀◀

6. CERTIFICATION

I certify that I am the owner of record, or that I have been authorized by the owner of record to submit this application and that the work described has been authorized by the owner of record. I understand and assume responsibility for the establishment of official property lines for required setbacks prior to the start of construction, and agree to conform to all applicable local, state, and federal laws governing the execution of this project. I certify that the Code official or his representative shall have the authority to enter the areas in which this work is being performed, at any reasonable hour, to enforce the provisions of the Codes governing this project. I further certify that this information is true & correct to the best of my knowledge and belief. Ref. 18 Pa. Cons. Stat. §4903.

Applicant Signature _____ Print Name (*legibly*): _____ Date _____

Applicant Phone (Land Line and Cell) _____ Applicant Email _____

Business Name (if applicable) _____ Email _____

Business **OR** Applicant Complete Mailing Address _____

Business Phone Number (Land Line and Cell) _____

7. PROJECT DETAILS

Trades: Building Electrical Work Plumbing Work Mechanical Work (HVAC) Fire Suppression/Fire Alarm System

Heat Source (if applicable): _____ Fuel Type: _____

Foundation Type: Crawlspace Foundation Slab at Grade Piers Other: _____

Details: _____

SUBCONTRACTOR INFORMATION

Please list subcontractors for major trades. Use additional sheet(s) if needed.

Additional sheet(s) attached

Contractor _____ Address _____ Phone No _____ Pa HIC # _____

Contractor _____ Address _____ Phone No _____ Pa HIC # _____

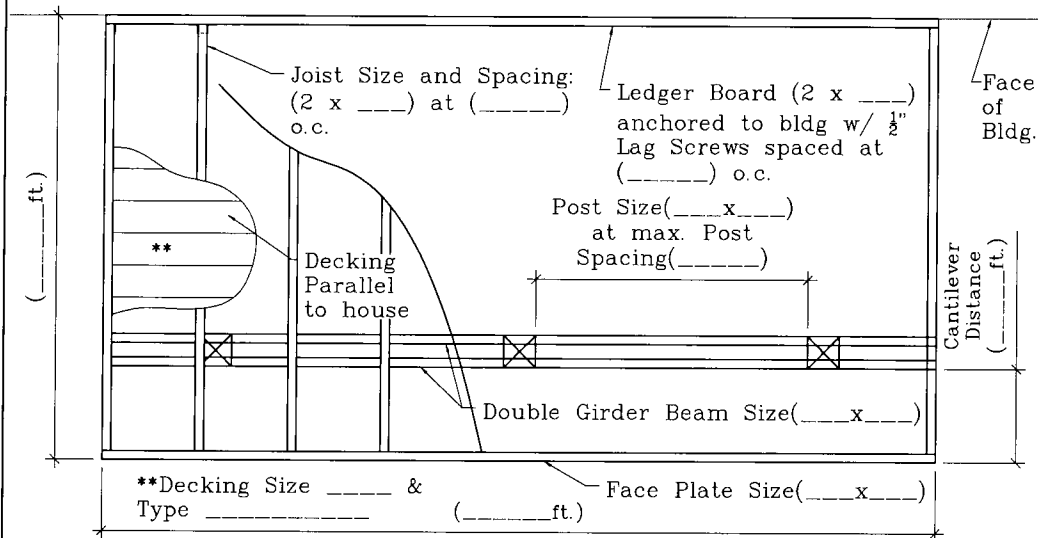
Contractor _____ Address _____ Phone No _____ Pa HIC # _____

Contractor _____ Address _____ Phone No _____ Pa HIC # _____

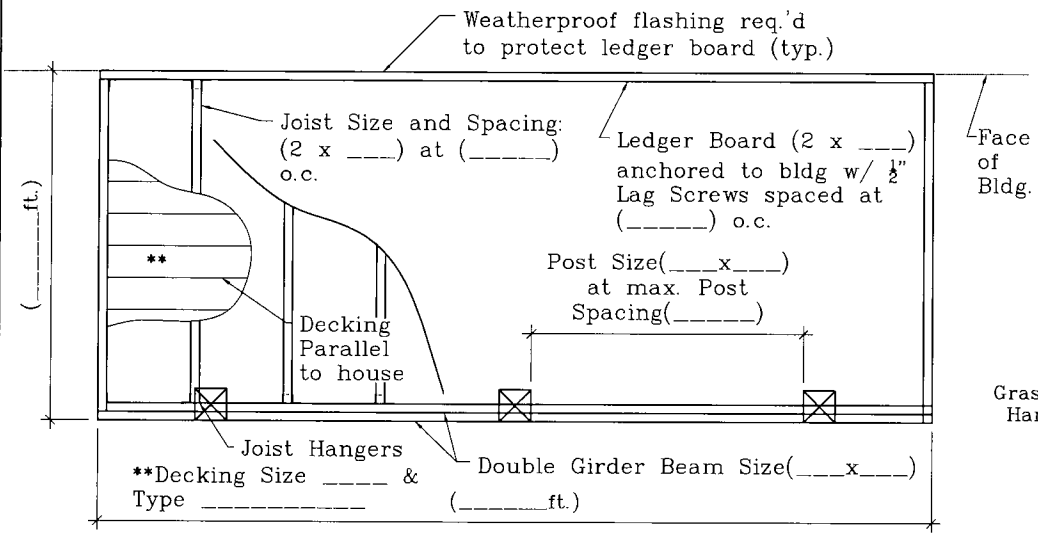
APPLICANT OR AUTHORIZED AGENT IS RESPONSIBLE FOR CONTACTING PMCA OFFICE FOR ALL REQUIRED INSPECTIONS.

▶▶ IF NOT APPLICABLE TO YOUR PROJECT PLEASE PUT N/A ON THE LINE/ SPACE ◀◀

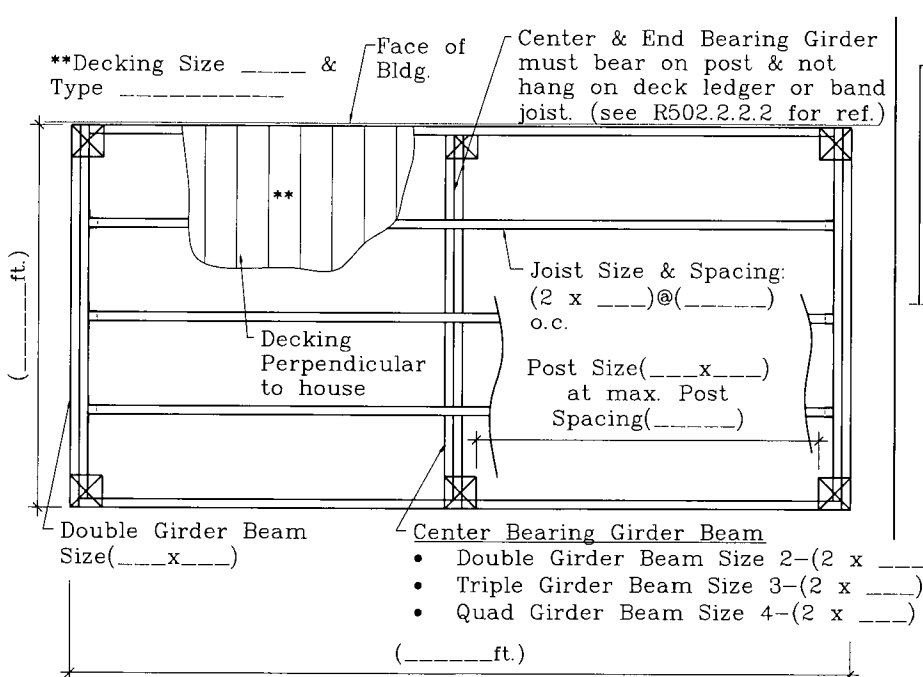
DECK PLAN WITH CANTILEVER



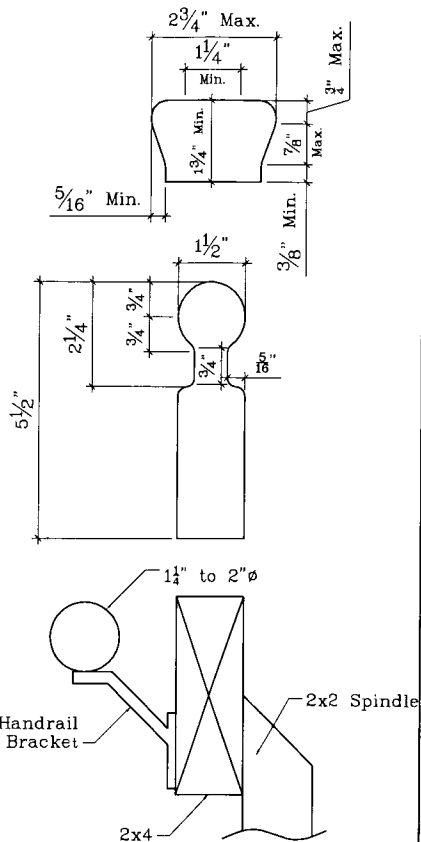
DECK PLAN WITHOUT CANTILEVER



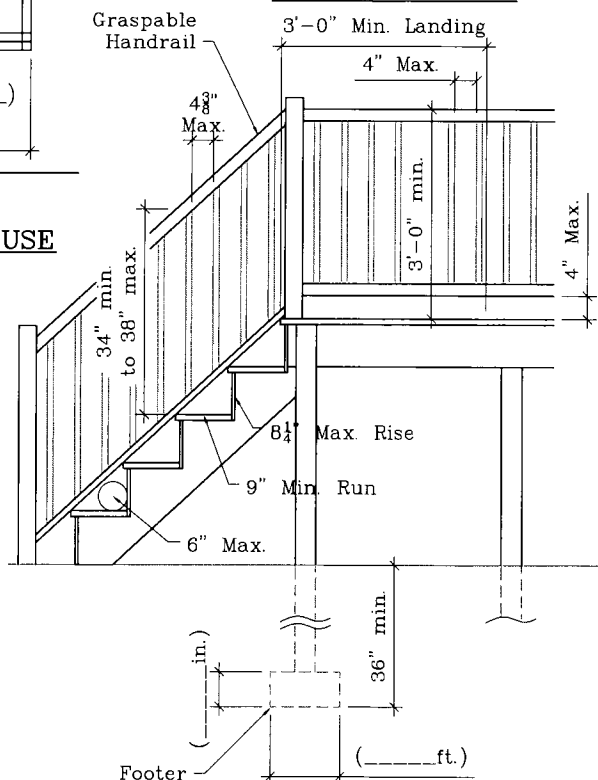
DECK PLAN WITH DECKING PERPENDICULAR TO HOUSE



GRASPABLE HANDRAIL DETAILS



TYPICAL PORCH & LANDING SECTION



DECK DETAILS

Date: 11-14-14 Revised:

DIRECTIONS TO THE SITE LOCATION

Please give directions to the work site from a known landmark and/or intersection. Use a directional drawing also in the space provided below if that would assist.

Applicant: _____ Phone: _____

Site Street Address: _____

Directions: _____

Use this space if needed to further clarify the site location:

Please Note: Inspectors cannot inspect what they cannot find, Be certain the directions are clear. Use Road or Street names, distances between turn offs, and the direction of that travel (North South East or West). Landmarks are very helpful.

► Workers' Compensation Insurance Coverage Information ◀

A. The applicant is

A contractor within the meaning of the Pennsylvania Workers' Compensation Law

Yes No

If the answer is "Yes," complete Sections B and C below as appropriate.

B. Insurance Information

Name of Applicant: _____

Federal or State Employer Identification No. _____

Applicant is a qualified self-insurer for workers' compensation.

Certificate attached

Name of Workers' Compensation Insurer: _____

Workers' Compensation Insurance Policy No. _____

Certificate attached

Policy Expiration Date: _____

C. Exemption – MUST BE NOTORIZED

Complete Section C if the applicant is a contractor claiming exemption from providing workers' compensation insurance.

The undersigned swears or affirms that he/she is not required to provide workers' compensation insurance under the provisions of Pennsylvania's Workers' Compensation Law for one of the following reasons, as indicated:

Contractor with no employees. **Contractor prohibited by law from employing any individual to perform work pursuant to this building permit unless contractor provides proof of insurance to the township.**

Homeowner who elects to do all work without contracting or hiring others to assist.

Religious exemption under the Workers' Compensation Law.

Signature of Applicant: _____ Print Name: _____

Address: _____ Date: _____

Commonwealth of Pennsylvania, County of _____

On this, the _____ day of _____, 20____ before me _____,

(Notary)

the undersigned personally appeared _____, known to me (or satisfactorily proven)

(Signatory)

to be the person whose name subscribed to the within instrument, and acknowledged that he/she executed the same for the purpose herein contained.

In Witness whereof, I hereunto set my hand and official seal.

Notary Public



Chambersburg Office: 380 Wayne Ave. Chambersburg, PA 17201 **Phone:** 717 496-4996
Bedford Office: 125 S. Richard Street, Suite 102, Bedford, PA 15522 **Phone:** 814 310-2326
Somerset Office: 318 Georgian Place, Somerset, PA 15501 **Phone:** 814 444-6112
Adams Office: 1895B York Road, Gettysburg, PA 17325 **Phone:** 717 321-9046
Email: pmca@pacodealliance.com **Website:** <https://pacodealliance.com/>

When applying for a Building Permit you need the following:

- Fill out the appropriate application answering all questions applicable to your job. Application must be legible and signed. (2 copies)
 - If a portion of the application is not applicable to your project put a N/A on the line.
- A copy of the signed Land Use Permit from the Municipality (Borough or Township) (2 copies)
- A Site Plan showing the location of the existing improvements/structures on your property and approx. distances to all property lines, well, septic system, driveway, etc. Also show the location of the proposed construction. (2 copies)
- Drawings showing details of the construction you want to do. (2 copies)
- Copy of Contractors Certificate of Insurance for Workers Compensation **OR** if doing the work yourself submit Workers Compensation Insurance Coverage Waiver *[refer to the attached document]*.

After Building Permit Application is submitted:

- After submitting all required documents your application and drawings will be reviewed.
- PMCA will contact you with an approval or denial.
- If approved, your permit will be issued. The inspection & administrative fees are due when you pick up the permit. You will also obtain a copy of your original application and stamped set of plans.

After Building Permit is issued:

- The Building Permit placard and Municipal Placard are to be visible on site at all times during the construction process.
- To schedule an inspection call the office where your permit application was submitted or visit our website to schedule online. Be prepared to have your Permit Number, address and type of inspection you are requesting.
 - If you request an inspection BEFORE 3 pm, every effort is made to schedule the inspection for the next business day.
- The copy of your application and approved plans are to remain on site when the building inspectors come for inspections. Be advised: we cannot inspect if these are not on site and you may incur additional costs due to extra trip(s) by the inspector.

✓ Checklist for the Site Plan to be provided with the Permit Application

1. Site plans are essential and must be clearly legible and reproducible regardless of the reason for requesting the permit.
2. Use an 8 ½" X 11" sheet of paper at minimum.
3. After locating all the structures on your property show distances in feet to the lot lines and between the structures.

Provide dimensions of the property getting the proposed improvement

- Drawing of approx. property layout (Can use hand drawing, photocopy of survey, etc.)
- Acreage (Refer to deed or survey drawing)
- Approx. boundary dimensions (Can be from the deed, field measurement, or a survey drawing)
- Parcel Number (Not mandatory – obtained from deed or property tax notice)

Existing Buildings / Structures with Corresponding Dimensions

- | | |
|------------------|--|
| ○ Houses | ○ Deck / Patios |
| ○ Sheds | ○ Other buildings or structures on the property |
| ○ Barns | ○ Location of on lot well and septic IF applicable |
| ○ Swimming Pools | |

Proposed Improvement(s)

- Proposed Structure Dimensions (House, Shed, Barn, Addition, Deck, etc.)
- Location of Proposed Driveway and Sidewalk

SAMPLE SITE PLAN ►

